


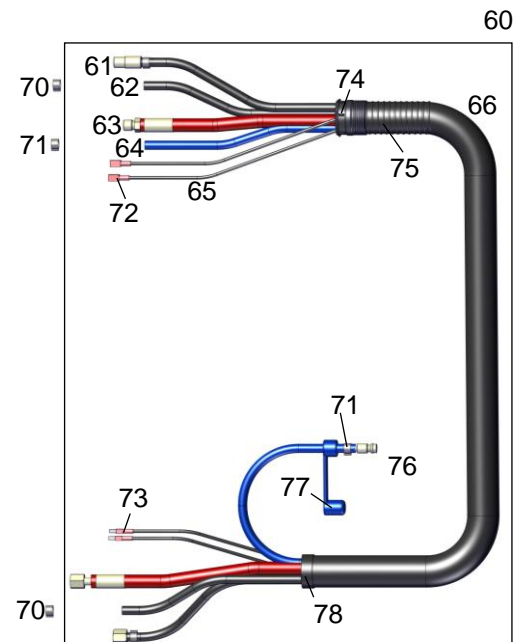
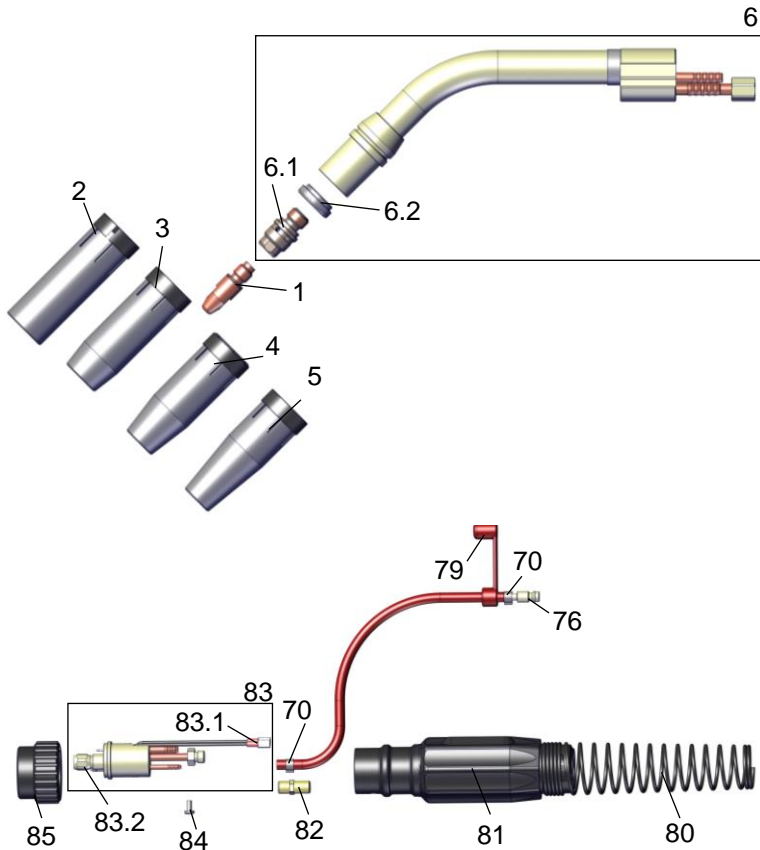


## Manual welding torch FKS 300W, water cooled

Technical data according to EN 60 974-7

Rating:

CO <sub>2</sub> :	380A
Mixed gas M21:	330A
Duty cycle:	@100%
Wire-Ø:	0,8 – 1,2mm



### Part Number for complete Welding Torch Standard configuration tip Ø 1,2mm

	3m	4m	5m
FKS 300W cpl. with bottom trigger, Euro-connection (Steel liner 2,5x4,5mm)	2523001	2524001	2525001
FKS 300W cpl. with trigger on top, Euro-connection (Steel liner 2,5x4,5mm)	2523002	2524002	2525002



## Spare Part List

Pos.	Part No.	Description	Pos.	Part No.	Description
1	24106xx	Contact Tip M8x30, ø in mm / ECu <sup>1</sup> (PU=10)	60	2413930	Cable assembly 3m cpl.
	24166xx	Contact Tip M8x30, ø in mm / Alu (PU=10)		2413940	Cable assembly 4m cpl.
	24176xx	Contact Tip M8x30, ø in mm / CuCrZr (PU=10)		2413950	Cable assembly 5m cpl.
	22506xx	Contact Tip M6x28, ø in mm / ECu (PU=10)	61	2514630	Liner Conduit 3m kpl.
	22576xx	Contact Tip M6x28, ø in mm / CuCrZr (PU=10)		2514640	Liner Conduit 4m kpl.
	22566xx	Contact Tip M6x28, ø in mm / Alu (PU=10)		2514650	Liner Conduit 5m kpl.
	<i>Tips available in ø 0.8/0.9/1.0/1.2 mm</i>		62	0550111	Gas hose Ø 4,0x1,5 (PU=100m)
	<i>Please insert wire diameter at xx.</i>		63	2414130	Power cable 3m cpl.
	<i>Example: ø 1,2 mm is 12; Part No.: = 2410612</i>			2414140	Power cable 4m cpl.
2	2530805	Gas nozzle, cylin. NW18 L=62mm (PU =10)		2414150	Power cable 5m cpl.
3	2530801	Gas nozzle, con. NW14,5 L=62mm <sup>1</sup> (PU=10)	64	0550105	Water hose blue Ø 5,0x1,5, (PU=100m)
4	2530802	Gas nozzle, tapered NW12 L=62mm (PU=10)	65	2414430	Control cable 3m kpl.
5	2530803	Gas nozzle, pointed NW11,5 L=62mm (PU=10)		2414440	Control cable 4m kpl.
6	2520100	Torch neck FKS 300W, bottom trigger		2414450	Control cable 5m kpl.
	2520102	Torch neck FKS 300W, trigger on top	66	2414530	Cover hose cpl. 3m
6.1	2530408S	Tip adapter M8 <sup>1</sup> (PU=5) L=24mm		2414540	Cover hose cpl. 4m
	2530406S2	Tip adapter M6 (PU=5) L=24mm		2414550	Cover hose cpl. 5m
6.2	2530201	Insulating ring (PU=5)	70	03210871	Single ear clamp D=8,7 (PU=100)
20	2531000	Handle FKS, cpl.	71	03211001	Single ear clamp D=10,0 (PU=100)
20.1	2531101	Screw (4) (PU=20)	72	2415304	Female Electrical Connector 2,8 x 0,8 (PU=20)
20.2	2531105	Trigger	73	2155200	Male Electrical Connector, insulated (PU=20)
20.3	2531103	Micro switch cpl. with wire	74	2111171	Cable support f. Ergo-handle
20.4	2531104	Trigger spring	75	2111195	Cable support spring
20.5	2531106	Handle FKS left & right half with nut	76	2990800	Water hose nipple (PU=10)
			77	45050339	Water Stop blue (PU=10)
			78	2411201	Gun plug housing
			79	45050340	Water Stop red (PU=10))

<sup>1</sup> Included in standard configuration



Pos.	Art.Nr.	Bezeichnung	Pos.	Art.Nr.	Bezeichnung
80	2411611	Cable Support Spring	100	34120X0	PTFE-Liner 2,0x4,0mm / X <sub>m</sub> red
81	2411600S1	Plug Housing, without nut		34727X0	PTFE-Liner 2,7x4,7mm / X <sub>m</sub> yellow
82	2411501	Threaded Nipple		35120X0	Carbon-PTFE-Liner 2,0x4,0mm / X <sub>m</sub> black
83	2411505	Gun Plug Body with Spring Loaded Pins		35127X0	Carbon-PTFE-Liner 2,7x4,7mm / X <sub>m</sub> black
83.1	2155100	Female Electrical Connector, insulated (PU=20)	101	34120X0K	Combi-PTFE-Liner 2,0x4,0mm / X <sub>m</sub> red
83.2	2151501	Liner Positioner Nut		34727X0K	Combi-PTFE-Liner 2,7x4,7mm / X <sub>m</sub> yellow
84	0040601	Screw M4x6 (1) (PU=20)		35120X0K	Combi-Carbon-PTFE-Liner 2,0x4,0mm / X <sub>m</sub> black
85	2151700	Plug Nut		35327X0K	Combi-Carbon-PTFE-Liner 2,7x4,7mm / X <sub>m</sub> black
			102	34520X1	Steel Liner 2,0x4,5mm / X <sub>m</sub> not insulated
				34525X1	Steel Liner 2,5x4,5mm / X <sub>m</sub> <sup>1</sup> not insulated

*Liners available in 3m/4m/5m. Please insert length at X.  
Example: Steel Liner 4m = 3452041*

<sup>1</sup> Included in standard configuration